

Quiz Summary

Section Filter ▾

Student Analysis (https://wlu.instructure.com/files/775564/download?download_frd=1&verifier=7Aa72CSIZxriiFH945Sk3GjSZQmfTnQ15jz3L7hz)

Item Analysis

Ⓜ Average Score

0%

↗ High Score

0%

↘ Low Score

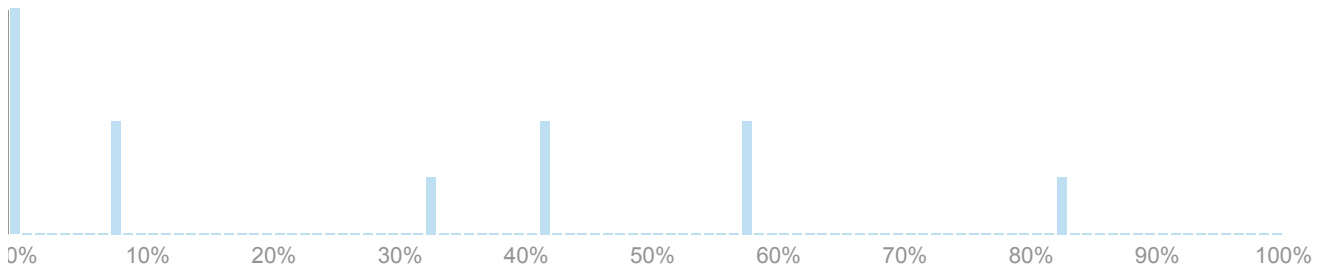
0%

⊖ Standard Deviation

3.32

🕒 Average Time

06:28:17



Question Breakdown

Attempts: 11 out of 12

+0.71

Organization and planning of the entire course.

Discrimination Index ?

Excellent	5 respondents	42 %	✓
Very Good	3 respondents	25 %	
Good	1 respondent	8 %	


Fair	2 respondents	17 %
Poor		0 %
No information		0 %
No Answer	1 respondent	8 %


42%
answered
correctly

Attempts: 11 out of 12

Organization and preparation for individual class meetings.


+0.89


Discrimination
Index 

Excellent	6 respondents	50 %	
Very Good	2 respondents	17 %	
Good	1 respondent	8 %	
Fair	2 respondents	17 %	
Poor		0 %	
No Information		0 %	
No Answer	1 respondent	8 %	


50%
answered
correctly


Attempts: 11 out of 12

-0**Presentation of the material in an interesting way.**Discrimination
Index 

Excellent		0 %		0% answered correctly
Very Good	4 respondents	33 %		
Good	2 respondents	17 %		
Fair	3 respondents	25 %		
Poor	2 respondents	17 %		
No Information		0 %		
No Answer	1 respondent	8 %		

Attempts: 11 out of 12

Presentation of the material in an enthusiastic manner.**+0.67**Discrimination
Index 


Excellent	6 respondents	50 %	
Very Good	2 respondents	17 %	
Good	2 respondents	17 %	
Fair	1 respondent	8 %	
Poor		0 %	
No information		0 %	
No Answer	1 respondent	8 %	


50%
answered
correctly

Attempts: 11 out of 12

Presentation of the material in a clear and understandable manner.

+0.68

Discrimination
Index 


Excellent	3 respondents	25 %	
Very Good	5 respondents	42 %	
Good	1 respondent	8 %	
Fair		0 %	
Poor	2 respondents	17 %	
No information		0 %	
No Answer	1 respondent	8 %	

25%
answered
correctly

Attempts: 11 out of 12

+0.82

Fairness in grading exams and assignments.

Discrimination
Index 

Excellent	5 respondents	42 %	✓
Very Good	2 respondents	17 %	
Good	1 respondent	8 %	
Fair	3 respondents	25 %	
Poor		0 %	
No information		0 %	
No Answer	1 respondent	8 %	

42%
answered
correctly

Attempts: 11 out of 12

+0.48


Making appropriately challenging assignments.


Discrimination
Index ?

Excellent	4 respondents	33 %	✓
Very Good	3 respondents	25 %	
Good	2 respondents	17 %	
Fair	2 respondents	17 %	
Poor		0 %	
No information		0 %	
No Answer	1 respondent	8 %	

33%
answered
correctly


Attempts: 11 out of 12


Ability to develop a constructive rapport with the class as a whole.**+0.81**Discrimination
Index 

Excellent	3 respondents	25 %	
Very Good	3 respondents	25 %	
Good		0 %	
Fair	3 respondents	25 %	
Poor	2 respondents	17 %	
No information		0 %	
No Answer	1 respondent	8 %	

25%
answered
correctly

Attempts: 11 out of 12

+0.83**Ability to work effectively with individual students.**Discrimination
Index 

Excellent	4 respondents	33 %	
Very Good	1 respondent	8 %	
Good	1 respondent	8 %	
Fair	1 respondent	8 %	
Poor	1 respondent	8 %	

No information 3 respondents 25 %

No Answer 1 respondent 8 %

33%
answered
correctly

Attempts: 11 out of 12

+0.55

Overall teaching effectiveness. Discrimination
Index 

Excellent 2 respondents 17 % 

Very Good 5 respondents 42 %

Good 2 respondents 17 %

Fair 1 respondent 8 %

Poor 1 respondent 8 %


No information 0 %


No Answer 1 respondent 8 %

17%
answered
correctly

Attempts: 11 out of 12

Extent to which the course increased your general knowledge of the subject matter.

+0.69Discrimination
Index 

Excellent	2 respondents	17 %	
Very Good	6 respondents	50 %	
Good		0 %	
Fair	2 respondents	17 %	
Poor	1 respondent	8 %	
No information		0 %	
No Answer	1 respondent	8 %	

17%
answered
correctly

Attempts: 7 out of 12

Please provide any and all comments here. These may be general comments about the course, related to a question asked earlier, a specific topic, or multiple topics.

Ungraded answers 12 respondents 100 %

COMMENTS:

--Regarding question 8, I give a poor rating due to the fact that the professor had to teach on Zoom. Most of my annoyance comes from the fact that I had to take a decent portion of this course online, which I find doesn't help me learn one bit.

--Professor Ahmad was amazing, really enjoyed working with him.

--The grading is pretty tough

--I thought it was the best we could have gotten for an online course, you know. I enjoyed the classes and the lesson taught. I just wish it was more practical not less theoretical.

--I think this is hard because databases are not the most interesting/engaging topic and having class over Zoom made it harder. I do think he did a very good job, the only issues were really with the Zoom format, which was somewhat out of his control.

--I think Ahmad does really well in explaining things; the only negative I would say is he goes way too fast -- every class feels like a bit of an information cram session. I think it would be beneficial to talk slower, spend a little more time with each new concept, and have students practice the things he teaches along the way. I think he feels pressured to get through the whole PowerPoint he is given every session even though it's normal to have a little more than a day spent on each PowerPoint.

--Even though the material for the course was very dry, I feel that Professor Ahmad did a very good job in explaining the concepts in a very energetic manner.